

EUROSTYLE®

Jib cranes: mounted on a wall or on a column, with total or partial rotation capability, manual or motorized.

 **VERLINDE**
LIFTING EQUIPMENT

Individual handling is essential to each workstation to prevent a slowdown in the production rhythm when using the traveling crane in service at the production plant.

VERLINDE offers a wide range of jib cranes that are strong, with a nice design, high performance and equipped with the following range of hoists: EUROCHAIN VR, EUROBLOC VT, EUROLIFT BH, or EQUIBLOC AIR.

➤ **Designed in compliance with DIN 15018 standards, all steel.**

➤ **2m group classification.**

➤ **The arm is made with IPE shaped steel beam resistant to torsion constraints (fitted with 2 adjustable stops for VFP & VFM), or with EUROSISTEM-type hollow shaped steel beam (VATS & VTFS).**

➤ **Temperature rating -10° C to +40° C.**

➤ **IP 44 (IP 55 available upon request) protection rating of power supply lines, cutout, etc.**

➤ **Finish: shot-blast frame, primer and yellow finish glossy paint RAL 1028.**

The features of all of our jib cranes - dimensions, weight, arm, anchorage - are indicated in our technical guide.

➤ Choosing the jib cranes that is most adequate for your needs

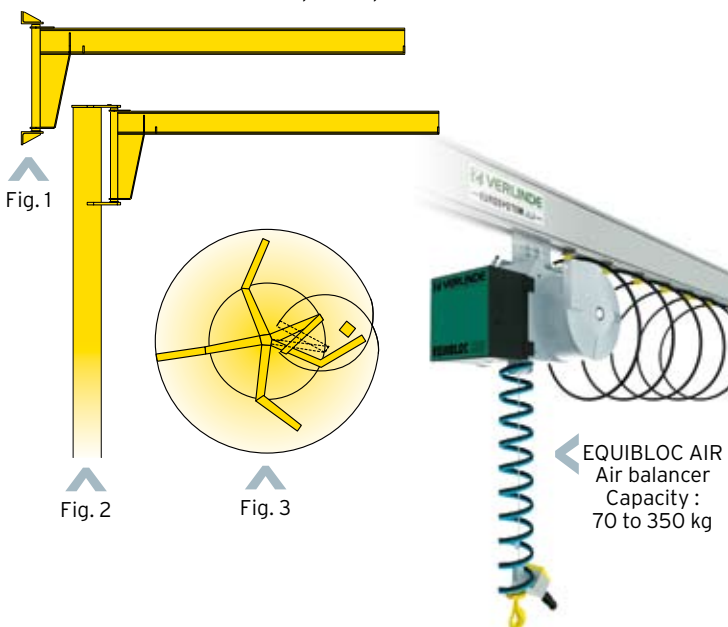
Jib cranes, whether they are mounted on a wall or on a column, are intelligent and inexpensive handling systems that do not require modification of the building structure in which they are being installed. They don't take up much space but they allow transporting goods on a three-dimensional plane.

Useful in any industrial sector: foundries, boiler works, mechanical works, paper factories, etc. They are the ideal complement for the traveling cranes used in every section of an industrial plant. They increase in autonomy and effectiveness of each workstation.

➤ VERLINDE offers 4 kinds of jib cranes :

- The wall-mounted jib crane fitted onto a wall or a post, able to service a 180° section over a span up to 7 meters (see Fig. 1)
- The jib crane mounted onto a column, with partial rotation capability and totally independent from the building, anchored to the ground. It can service a work area of up to 270° over a span up to 7 meters (see Fig. 2).
- VERLINDE's "TEMPLIER" articulated jib crane easily handles loads from 50 to 1,000 kg., over a 5 to 2 m span, almost full circle, and practically no dead space (the articulated arm allows working around obstacles) (see Fig. 3).
- The rotating jib cranes mounted onto a column is the most complete: It handles from 500 to 5,000 kg. over an area with a span up to 12 meters (Fig. 2).


Note : for others requests, please consult us.



➤ Electric rotation

Upon request, VERLINDE will provide electric rotation capabilities (VFM jib cranes) required depending on load capacity, span, rotation torque, operating rhythm, etc.

➤ Special manufacturing and adaptations

- Jib cranes for heights and span that are greater than the standard features.
- Stainless steel jib cranes.
- Manual rotation controlled by means of a wheel and endless chain (only jib cranes mounted on a wall or column with partial rotation capability).
- Explosion-proof and spark-proof jib cranes. 

➤ The lifting devices best adapted to your needs.



V.H.R. manual chain hoist, Capacity 250 to 5,000 kg.



EUROLIFT BH electric belt hoist. Capacity 500 to 2,000 kg.



EUROBLOC VT electric wire rope hoist. Monorail, normal headroom. Capacity 800 to 80,000 kg.



EUROCHAIN VR electric chain hoist. Capacity 60 to 5,000 kg.

> EUROSTYLE® VA

EUROSTYLE VAT, VFI and VATS wall-mounted jib crane



These are the most inexpensive jib cranes if you have a wall or a post that is strong enough, close to the workstation it will service. The height available under the iron beam is only limited by the height of the building itself.

The main feature is the arm: to ensure easy rotation, the arm is articulated in the two captive hinges in the two projecting support members that make up the anchor plate.

> EUROSTYLE VAT & VATS overbraced wall-mounted jib crane

> EUROSTYLE VAT, with a load capacity from 125 to 2,000 kg, and span is 2 to 6 meters max. (Fig A)

> EUROSTYLE VATS, with a load capacity from 125 to 2,000 kg, and span is 2 to 8 meters max. (Fig B)

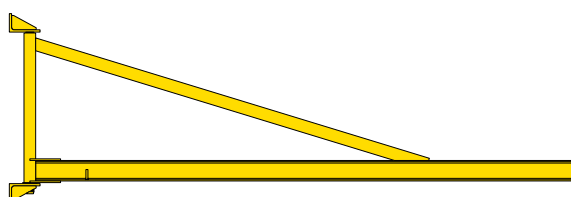


Fig. A
IPE shaped steel arm

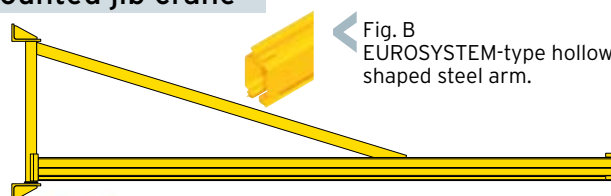


Fig. B
EUROSYSTEM-type hollow shaped steel arm.



> EUROSTYLE VAI underbraced wall-mounted jib crane

> This type of jib cranes provides greater lifting height than a underbraced jib cranes with the same features. Its main feature is the arm: to ensure easy rotation, the arm is articulated in the two captive hinges in the two projecting support members that make up the anchor plate.

> EUROSTYLE VAI, with a load capacity from 125 to 2,000 kg, and span is 2 to 6 meters max. (Fig C)

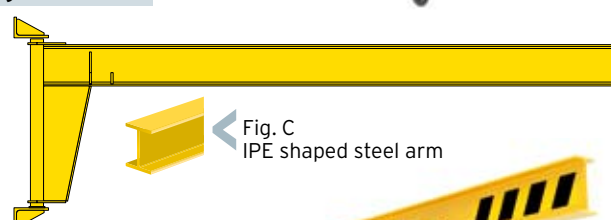


Fig. C
IPE shaped steel arm



> Technical characteristics and optional features

Load capacity	Span in meters						
	2	3	4	5	6	7	8
125 kg	◆●▲	◆●▲	◆●▲	◆●▲	◆●▲	▲	▲
250 kg	◆●▲	◆●▲	◆●▲	◆●▲	◆●▲	▲	▲
500 kg	◆●▲	◆●▲	◆●▲	◆●▲	◆●▲	▲	▲
1.000 kg	◆●▲	◆●▲	◆●▲	◆●▲	◆●▲		
1.600 kg	◆●▲	◆●▲	◆●▲	◆●▲	◆●		
2.000 kg	◆●▲	◆●▲	◆●▲	◆●	◆●		

◆ : VAT ● : VAI ▲ : VATS

IMPORTANT : maximum authorized lifting speed: 16 m/min.

> Electric power supply to the hoist

Two kinds available, depending on the type of hoist:

- Either by means of flat cable feeding line parallel to the beam
- Or by means of flat cable trolleys inside the profile (EUROSYSTEM-type hollow shaped steel beam).


> Options available for these jib cranes

- Adjustable stop for trolley
- Mechanical rotation stops
- Jib cranes can be delivered with or without electrical equipment (power supply line, safety switch and rising main).



> EUROSTYLE® VF

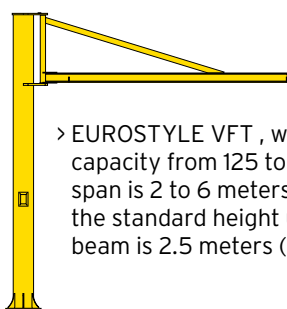
EUROSTYLE VFT, VFI and VFTS column-mounted jib crane



These are overbraced wall-mounted jib cranes attached to a steel tube column fitted into a round base reinforced with 6 or 8 stiffeners, depending on load capacity and span.

They are completely independent from the building. Anchorage needs to be installed because they must be anchored to the ground.

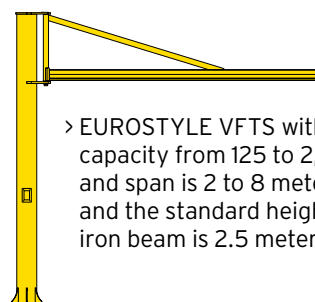
> EUROSTYLE VFT and VFTS overbraced column-mounted jib crane



> EUROSTYLE VFT, with a load capacity from 125 to 2,000 kg, and span is 2 to 6 meters max., and the standard height under the iron beam is 2.5 meters (Fig D).



Fig. D
IPE shaped
steel arm



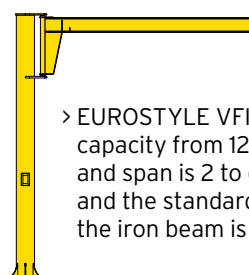
> EUROSTYLE VFTS with a load capacity from 125 to 2,000 kg, and span is 2 to 8 meters max., and the standard height under the iron beam is 2.5 meters (Fig E).



Fig. E
EUROSISTEM-
type hollow
shaped steel arm

> EUROSTYLE VFI underbraced column-mounted jib crane

> 270° rotation over a 6-meter max. span. These are underbraced wall-mounted jib cranes attached to a steel tube column fitted into a round base reinforced with 6 or 8 stiffeners, depending on strength and span. They are completely independent from the building. Concrete foundation needs to be done before fixing the jib crane by means of anchor bolts and template.



> EUROSTYLE VFI with a load capacity from 125 to 2,000 kg, and span is 2 to 6 meters max., and the standard height under the iron beam is 3 meters (Fig F).



Fig. F
IPE shaped steel
arm

> Technical characteristics and optional features

Load capacity	Reach in meters						
	2	3	4	5	6	7	8
125 kg	◆	◆	◆	◆	◆	◆	▲
250 kg	◆	◆	◆	◆	◆	◆	▲
500 kg	◆	◆	◆	◆	◆	◆	▲
1.000 kg	◆	◆	◆	◆	◆	◆	
1.600 kg	◆	◆	◆	◆	◆	◆	
2.000 kg	◆	◆	◆	◆	◆	◆	

◆ : VFT ● : VFI ▲ : VFTS

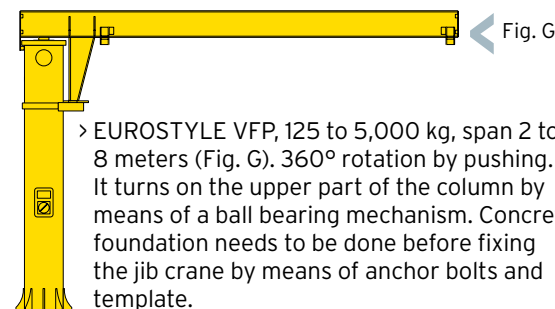
- > Electric power supply to the hoist
 - Two kinds available, depending on the type of hoist:
 - Either by means of flat cable feeding line parallel to the beam
 - Or by means of flat cable trolleys inside the profile (EUROSISTEM-type hollow shaped steel beam).
- > Options available for these jib cranes:
 - Anchor bolts and template
 - Adjustable stop for trolley
 - Mechanical rotation stop
 - Square base
 - Rotation-blocking mechanism
 - Jib cranes can be delivered with or without electrical equipment (power supply line, safety switch and rising main).

IMPORTANT : maximum authorized lifting speed: 16 m/min.

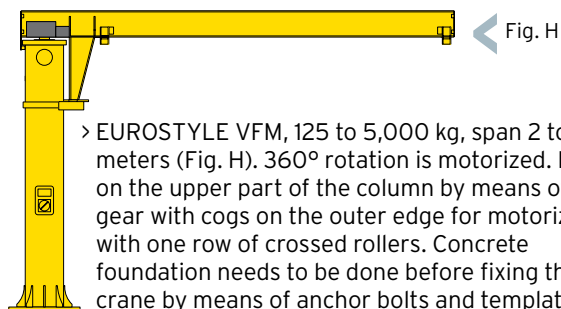
EUROSTYLE® VFP ET VFM

Fully rotating column-mounted jib crane

> 2 models



> EUROSTYLE VFP, 125 to 5,000 kg, span 2 to 8 meters (Fig. G). 360° rotation by pushing. It turns on the upper part of the column by means of a ball bearing mechanism. Concrete foundation needs to be done before fixing the jib crane by means of anchor bolts and template.



> EUROSTYLE VFM, 125 to 5,000 kg, span 2 to 12 meters (Fig. H). 360° rotation is motorized. It turns on the upper part of the column by means of ring gear with cogs on the outer edge for motorization, with one row of crossed rollers. Concrete foundation needs to be done before fixing the jib crane by means of anchor bolts and template.

> Technical characteristics and optional features

- > Electric rotation with one or two speeds (two speed standard)
 - A rotation motor-reducer unit with an adjustable torque limiter for gradual start and stop of the rotating movement.

Two types of driving effect:

- For use inside the building and span below 8 m. The movement is done by two friction rollers on a machined surface.
- For use outdoors and span above 8 m. Driving action is accomplished by a pinion and ring gear with cogs.

Rotating speeds (depending on each type) are indicated in the technical instructions with reference EUROSTYLE VFM 360.



- > Rotation control

- There are two types: the push button box attached to the hoist, or the push button box that can be moved along the arm.
- The push button box operates with very low voltage for safety. ON - OFF is optional. It is possible to control it using direct voltage.

- > Electric power supply to the hoist

- By means of a flexible, flat cable parallel feeding line. One end of the cable is connected to the hoist's control panel. The other end is connected to an electrical connection box on the wall or on the jib crane column.

- > Options available for these jib cranes:

- Anchor bolts and template
- Adjustable stop for trolley
- Mechanical rotation stop
- Square base



IMPORTANT : maximum authorized lifting speed: 16 m/min.


> Load capacity

Load capacity	Span in meters																				
	2	2,5	3	3,5	4	4,5	5	5,5	6	6,5	7	7,5	8	8,5	9	9,5	10	10,5	11	11,5	12
125 kg																					
250 kg																					
500 kg																					
1.000 kg																					
1.600 kg				VFP 360																	
2.000 kg																					
2.500 kg																					
3.200 kg																					
4.000 kg																					
5.000 kg																					
6.300 kg																					
8.000 kg																					
10.000 kg																					
								</													

Greater capacity and span capabilities are available. Contact us for more information.

> EUROSTYLE® T

“Templier” jib crane with articulated arm 50 to 1,000 kg



TC. Column-mounted articulated jib crane.



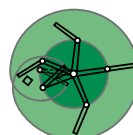
TSR. Articulated jib crane attached to ceiling.



TA. Wall-mounted articulated jib crane.

> Choosing the jib crane

> The “Templier” articulated jib crane by VERLINDE can easily handle loads from 50 to 1,000 kg., over a 5 to 2 m span, almost full circle, and practically no dead space (the articulated arm allows working around obstacles; see the picture below).



Ball bearings are greased during assembly so it can be used without regular upkeep. However, once a year you should make sure the bolts on the jib crane and the point of attachment are properly tightened.

Load capacity	Span (m)	Jib crane type	Model			TA wall-mounted	TSR ceiling-mounted
			On TC-type column (height under iron beam)				
			3 m	4m	5 m		
50 kg	5	1	•	•	•	•	•
80 kg	4	1	•	•	•	•	•
125 kg	3	1	•	•	•	•	•
250 kg	2	1	•	•	•	•	•
125 kg	5	2	•	•	•	•	•
250 kg	4	2	•	•	•	•	•
500 kg	3	2	•	•	•	•	•
1000 kg	2	2	•	•	•	•	•

> EUROSTYLE

Range H₂O

Jib cranes and gantries specially designed for water treatment applications

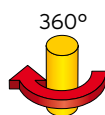
Designed especially for use in handling pumps, agitators, etc. The design of the VEP jib crane is the result of the joint work of French water treatment engineering firms and VERLINDE, the number one French designer and manufacturer of lifting and handling equipment.

The main design criteria, its execution and particularly careful monitoring provide the EUROSTYLE H₂O jib crane with the qualities it requires to be used at a water treatment plant.

The fact that it is made out of stainless steel also makes it ideal for use in the food-processing industry.



EUROSTYLE
Range H₂O - Type VEP



VERLINDE is :

- The leading French manufacturer and exporter of lifting and handling equipment.
- A comprehensive range of 30 groups of lifting equipment from 60 to 250,000 kg.
- ISO 9001 Quality control certified and ISO 14001 Environmental Management Systems.



Our references

Metallurgy, Mechanics, Nuclear

Arcelor Mittal - Unimetal - Stein - NFM - Framatome - Alstom

Chemicals, Petrochemicals industry

Sanofi Aventis - Du Pont De Nemours - Total

Aeronautical industry

Aérospatiale - Airbus - Eurocopter - Air France - Aéroport de Paris - Snecma - Dassault Aviation

Agri-food industry

Nestlé - Danone - Bel

Automobile industry

Renault - Peugeot - Citroën - Scania - Ford - RVI - Volkswagen - Michelin - Massey Fergusson - Manitou - Toyota Industrial Equipment

Other sectors

EDF - SNCF - RATP - Spie - Trindal - Lyonnaise des Eaux - Dumez - Fougerolle - GEC Alsthom - Bouygues - Polysius



In France :

A sales network and after sales service points, EUROPONT travelling crane construction plants and a distributor network.

Abroad :

A customer service in more than 55 countries.



2, boulevard de l'Industrie - B.P. 20059 - 28509 Vernouillet cedex - France

Phone : (33) 02 37 38 95 95 - Fax : (33) 02 37 38 95 99

Internet : www.verlinde.com